

Statistics

Club: All

Team: All

Match Type: Investec CI League and Premier T20 and Premiere Division 50 Overs: Premiere Division Seasons: All













































Player: All

Name	M	Overs	Mdns	Runs	Wkts	Avg	Econ.	S/r	5wh	Best
[REDACTED]										
JR Maton	1	2.0	0	7	2	3.50	3.50	6.00	0	2-7
[REDACTED]										
[REDACTED]										
P McCafferty	10	10.0	3	13	2	6.50	1.30	30.00	0	2-6
[REDACTED]										
[REDACTED]										
C Bodenstein	8	59.0	6	189	21	9.00	3.20	16.86	1	6-18
[REDACTED]										
B Silva	10	32.5	2	157	15	10.47	4.78	13.13	0	4-13
EJ Farley	2	2.0	0	23	2	11.50	11.50	6.00	0	2-23
T Carlyon	13	71.3	13	236	20	11.80	3.30	21.45	1	5-29
[REDACTED]										
[REDACTED]										
[REDACTED]										
[REDACTED]	4	17.0	0	81	6	13.50	4.76	17.00	0	2-14
P Connolly	8	32.0	2	164	12	13.67	5.13	16.00	0	3-9
M Medway	4	17.0	0	85	6	14.17	5.00	17.00	0	2-31
R Driver	11	59.0	11	232	16	14.50	3.93	22.13	0	4-9
B Beely	11	49.2	6	204	14	14.57	4.14	21.14	1	5-25
R Palmer	12	59.0	6	280	19	14.74	4.75	18.74	0	4-46
[REDACTED]										
C Perchard	6	35.4	3	157	10	15.70	4.40	21.40	0	4-20
T Minty	6	30.0	1	142	9	15.78	4.73	20.00	0	2-18
N Walmsley	5	17.5	1	98	6	16.33	5.50	17.83	0	3-4
T Gibbs	2	4.0	1	17	1	17.00	4.25	24.00	0	1-17
[REDACTED]										
A Cooke	8	54.0	3	239	14	17.07	4.43	23.14	0	4-39
[REDACTED]										
[REDACTED]										
[REDACTED]										
A Dewhurst	11	32.0	1	184	10	18.40	5.75	19.20	0	4-23
P Gough	9	57.3	6	243	13	18.69	4.23	26.54	0	3-21
J Prince	11	66.5	5	318	17	18.71	4.76	23.82	0	4-40
B Coughtrie	9	57.1	3	318	17	18.71	5.56	20.41	0	4-49

[REDACTED]	[REDACTED]	[REDACTED]	[REDACTED]	[REDACTED]	[REDACTED]	[REDACTED]	[REDACTED]	[REDACTED]	[REDACTED]
A Rabet	5	24.0	1	120	6	20.00	5.00	24.33	0 2-16
[REDACTED]	[REDACTED]	[REDACTED]	[REDACTED]	[REDACTED]	[REDACTED]	[REDACTED]	[REDACTED]	[REDACTED]	[REDACTED]
[REDACTED]	[REDACTED]	[REDACTED]	[REDACTED]	[REDACTED]	[REDACTED]	[REDACTED]	[REDACTED]	[REDACTED]	[REDACTED]
T Corson	8	24.0	5	108	5	21.60	4.50	29.00	0 3-28
[REDACTED]	[REDACTED]	[REDACTED]	[REDACTED]	[REDACTED]	[REDACTED]	[REDACTED]	[REDACTED]	[REDACTED]	[REDACTED]
[REDACTED]	[REDACTED]	[REDACTED]	[REDACTED]	[REDACTED]	[REDACTED]	[REDACTED]	[REDACTED]	[REDACTED]	[REDACTED]
D Blasco	9	61.4	9	232	10	23.20	3.76	37.00	0 2-12
SJ De La Haye	10	14.0	0	70	3	23.33	5.00	28.00	0 2-34
A Hawkins-Kay	4	31.0	2	117	5	23.40	3.77	37.20	0 2-15
S Blackburn	12	68.0	4	381	16	23.81	5.60	25.50	0 4-34
J Bevis	12	80.0	5	372	15	24.80	4.65	32.00	0 4-39
[REDACTED]	[REDACTED]	[REDACTED]	[REDACTED]	[REDACTED]	[REDACTED]	[REDACTED]	[REDACTED]	[REDACTED]	[REDACTED]
D Morrison	8	15.0	2	75	3	25.00	5.00	30.00	0 2-38
JJ Donaldson	5	21.0	0	126	5	25.20	6.00	25.20	0 2-20
B Vowden	8	38.0	1	209	8	26.13	5.50	28.50	1 5-41
R Anthony	11	72.0	5	341	13	26.23	4.74	33.23	0 3-20
M Saralis	9	49.0	4	210	8	26.25	4.29	36.75	0 4-38
J Gough	9	71.0	6	289	11	26.27	4.07	38.73	0 4-29
[REDACTED]	[REDACTED]	[REDACTED]	[REDACTED]	[REDACTED]	[REDACTED]	[REDACTED]	[REDACTED]	[REDACTED]	[REDACTED]
B Kynman	4	11.0	0	80	3	26.67	7.27	22.00	0 2-38
C Jones	10	75.5	11	279	10	27.90	3.68	45.70	0 3-18
M Le Lievre	3	16.0	1	56	2	28.00	3.50	49.00	0 2-17
N Crocker	10	67.0	8	257	9	28.56	3.84	44.67	0 3-38
P Evans	4	21.0	0	86	3	28.67	4.10	42.00	0 2-21
P Blackburn	6	35.2	0	204	7	29.14	5.77	31.43	0 3-5
M Chipperfield	12	53.5	3	296	10	29.60	5.50	32.30	0 3-29
B Vautier	12	55.0	3	301	10	30.10	5.47	33.00	0 3-42
LT Vallois	1	6.0	2	32	1	32.00	5.33	36.00	0 1-32
E Kean	5	23.0	2	97	3	32.33	4.22	46.67	0 2-17
T Hansen	6	24.0	1	162	5	32.40	6.75	29.60	0 3-20
[REDACTED]	[REDACTED]	[REDACTED]	[REDACTED]	[REDACTED]	[REDACTED]	[REDACTED]	[REDACTED]	[REDACTED]	[REDACTED]
A Brown	11	62.0	2	263	8	32.88	4.24	46.50	0 3-31
A Noel	8	54.0	4	231	7	33.00	4.28	46.29	0 2-13
[REDACTED]	[REDACTED]	[REDACTED]	[REDACTED]	[REDACTED]	[REDACTED]	[REDACTED]	[REDACTED]	[REDACTED]	[REDACTED]
[REDACTED]	[REDACTED]	[REDACTED]	[REDACTED]	[REDACTED]	[REDACTED]	[REDACTED]	[REDACTED]	[REDACTED]	[REDACTED]
C Bisson	7	22.0	1	103	3	34.33	4.68	44.00	0 2-2
H Wickham	9	40.0	1	207	6	34.50	5.17	40.17	0 2-7
[REDACTED]	[REDACTED]	[REDACTED]	[REDACTED]	[REDACTED]	[REDACTED]	[REDACTED]	[REDACTED]	[REDACTED]	[REDACTED]
R McBey	1	10.0	0	36	1	36.00	3.60	62.00	0 1-36

D Whitey

	11	55.0	3	264	7	37.71	4.80	47.14	0	2-21
[REDACTED]										
JO Evans	9	6.0	0	42	1	42.00	7.00	36.00	0	1-16
J Mayes	5	8.0	2	43	1	43.00	5.38	48.00	0	1-24
LE Gallichan	7	40.5	5	139	3	46.33	3.40	81.67	0	1-29
[REDACTED]										
B Rive	9	33.0	2	222	4	55.50	6.73	49.50	0	2-30
J Robertson	9	37.0	2	229	4	57.25	6.19	55.50	0	3-48
B Stevens	2	11.0	0	58	1	58.00	5.27	66.00	0	1-34
[REDACTED]										
S Simpson	8	22.0	20	128	2	64.00	5.82	66.00	0	1-7
[REDACTED]										
A McGuire	6	28.0	1	137	2	68.50	4.89	84.00	0	1-27
[REDACTED]										
O Johnson	5	27.0	0	153	2	76.50	5.67	81.00	0	1-14
M Ahier	11	21.0	1	94	1	94.00	4.48	126.00	0	1-30
N Dingle	9	40.0	1	236	2	118.00	5.90	120.00	0	1-31
S Parker	5	15.0	0	118	1	118.00	7.87	92.00	0	1-45
[REDACTED]										
H Vosser	2	1.0	0	11	0	n/a	11.00	n/a	0	0-11
[REDACTED]										
[REDACTED]										
M Hanley	9	0.2	0	0	1	0.00	0.00	2.00	0	1-0
D Coyne	8	3.0	0	18	0	n/a	6.00	n/a	0	0-3
[REDACTED]										
[REDACTED]										
D Kearns	12	3.0	0	10	0	n/a	3.33	n/a	0	0-10
J Brewster	12	5.0	0	25	0	n/a	5.00	n/a	0	0-8
[REDACTED]										
[REDACTED]										
[REDACTED]										
[REDACTED]										
[REDACTED]										
W Jenner	4	1.0	0	6	0	n/a	6.00	n/a	0	0-6
[REDACTED]										
[REDACTED]										
I Crocker	9	2.0	0	4	0	n/a	2.00	n/a	0	0-4
[REDACTED]										
[REDACTED]										
B Searson	3	6.0	1	50	0	n/a	8.33	n/a	0	0-21
[REDACTED]										
I Carpenter										

	10	6.0	0	41	0	n/a	6.83	n/a	0	0-6
J Vallois	1	2.0	0	16	0	n/a	8.00	n/a	0	0-16
S Taylor	8	0.4	0	4	0	n/a	6.00	n/a	0	0-4
B Di Figuero	4	3.2	0	33	0	n/a	9.90	n/a	0	0-10
										
										
J Douglas	2	3.0	0	40	0	n/a	13.33	n/a	0	0-40
J Strachan	1	10.0	2	33	0	n/a	3.30	n/a	0	0-33
DG Blampied	2	5.0	0	21	0	n/a	4.20	n/a	0	0-10
										
										
O Tett	3	1.0	0	15	0	n/a	15.00	n/a	0	0-15